




Tooling solutions for the power utility industry.

C400-0440




Shown with 5" extended base

48 inch Epoxiglas[®] mast

CHAIN BINDER TYPE TRANSFORMER GINS

A versatile tool for hoisting distribution transformers and apparatus up the structure. The standard base unit is for mounting on clear pole sections, and the 5" extended base model allows mounting to bridge up to 4" x 5" crossarms. A wheel tightener and 36" chain is a part of each unit. Both models have 2,000 pound maximum ratings including hand pull force. With a single hoist line through a pulley on the gin and a sheave near the base of the structure, the lift load is 900 pounds (lift load plus the pull load equals the capacity). Using 4-4 blocks, the lift load can be 1,400 pounds. A swivel-hook block should always be used in the eye of the gin, and a sheave or a capstan near the bottom of the structure should be used to thread the handling through. Gins are not intended for applications involving side pull on the hoist line, or with the, lift load in a tagged out position. Pole length: 26 inches.

Catalog #	Description	Weight
C400-0090	Standard Base	15 lb.
C400-0315	5" Extended Base	30 lb.



Shown with standard base


C400-1937

SWIVEL-TOP GIN

Same application as Transformer Gin, but the top eye casting can be swiveled to bypass secondary lines when necessary. The cap is not intended to swivel while under load.

This gin has identical load ratings to gins above. It has a 48" Epoxiglas[®] mast with two wheel tighteners and 36" chain units.

Catalog #	Description	Weight
C400-0440	5" Extended Base	37 lb.



Shown with 5" extended base

C400-1938

STRAP-TYPE TRANSFORMER GINS

With a strap-type ratchet-action mounting mechanism rather than a chain binder, these are otherwise the same as chain-type gins. With 10,000 lb. rated tensile strength, 2" wide polyester strap comes in 44" length to fit most structures. Wide handle opening on rapid-action ratchet permits easy operation, even with rubber gloves and leather protectors.

Both models have a 2,000lb. maximum rating, including load and fall-line pull. When calculating load

Continued