

# RELIABLE EQUIPMENT & SERVICE CO., INC.

AVAILABLE  
IN 3 LENGTHS

LR-88.5

LR-75

LR-62.5



## HYDRAULIC LONG REACH CHAINSAW

**Reliable's LR-Series** long reach chainsaws are intended for safely cutting and trimming trees from the ground or an aerial bucket. The powerful hydraulic drive motor can easily make cuts up to 13 inches in diameter. With an overall length up to 88.5 inches, the operator may easily reach areas not possible with a standard chain saw.

The dielectric property of the fiberglass extension tube will reduce the chance of electric shock when used near an energized electric line. Other features include a trigger guard to prevent accidental movement of the chain, a covered sprocket guard, and a rubber collar hand stop. A quick set spool can be turned 180° for closed center/open center operations.

### FEATURES:

**88.5 inch, 75 inch & 62.5 inch Models Available**

**Insulated fiberglass extension tube** - reduce risk of electrical shock when used near an energized line.

**Automatic Chain Oiler** - provides continuous lubrication to the chain and guide bar while the saw is running, minimizing wear and extending tool life.

**Trigger Guard** - prevent accidental chain movement.

**Quick Set Spool** - may be turned 180° for open or closed center operations.

**15" Bar** - Allows a 13" cutting capacity.

**Covered Sprocket Guard.**

**Rubber Collar Hand Stop.**

**Meets OSHA 1910.269**

### SPECIFICATIONS:

**Cutting Capacity:** 13 in.

**Weight:** 9.5 lbs.

**Flow Range:** 5-8 gpm

**Cutting Chain:** 4,200 fpm/min. @ 8gpm

**Operating Pressure:** 1,000-2,000 psi

**Pressure Port Thread:** 9/16-18 SAE O-ring

**Return Port Thread:** 3/4-16 SAE O-ring

**Chain Size:** .325 in. pitch

**Chain Gauge:** .058 in.



CONTACT RELIABLE EQUIPMENT

**Call:** 800-966-3530 **Fax:** 215-357-9193



# RELIABLE EQUIPMENT & SERVICE CO., INC.



Meets OSHA  
1910.269

## LR-CS-82

### HYDRAULIC LONG REACH CIRCULAR SAW

Reliable's LR-Series long reach saws are intended for safely trimming trees from the ground or an aerial bucket. With an overall length of 82 inches, the operator may easily reach areas not possible with a standard chain saw. The offset head provides a flush cut, from a comfortable stance, reducing operator fatigue and strain.

The powerful hydraulic drive motor can easily cut branches up to 3.5 inches in a single pass. The quick stop trigger reduces blade coast time for increased safety. The dielectric property of the fiberglass extension tube will reduce the chance of electric shock.

#### FEATURES:

**Insulated fiberglass extension tube** - reduces risk of electrical shock when used near an energized line.

**Quick Stop System** - reduces blade coast time.

**Trigger Guard** - prevents accidental blade activation.

**Quick Set Spool** - Locked in the Open-Center position at factory.

**9" Blade** - Allows a 3.5 inch cutting depth.

**Rubber Collar Hand Stop.**

#### SPECIFICATIONS:

**Weight:** 9.3 lbs.    **Length:** 82 inches

**Flow Range:** 5-8 gpm

**Blade Speed:** 4,800 RPM @ 6 gpm

**Operating Pressure:** 1,000-2,000 psi

**Pressure & Return Port Thread:** # 6 SAE & # 8 SAE

**Blade Diameter:** 9 inches

**Blade Thickness:** .1/16 inch

**Arbor:** 0.635" x 0.878 inch

**Blade Operating RPM:** 5,400 (minimum)




#### RELIABLE EQUIPMENT & SERVICE CO., INC.

301 IVYLAND ROAD • WARMINSTER, PA 18974

TOLL FREE: 800-966-3530 • FAX: 215-357-9193

Visit us on the web at [www.Reliable-Equip.com](http://www.Reliable-Equip.com)



# RELIABLE EQUIPMENT & SERVICE CO., INC.



## REL-CS16 - HYDRAULIC CHAIN SAW

The REL-CS16 hydraulic chain saw is the perfect tool for line clearance, right of way, pruning, and tree removal applications. This workhorse features a 16 inch cutting capacity, a powerful motor, selector control for Open and Closed Center systems, and a reduced kickback bar and chain.

The chain and bar are adjustable without removing the sprocket cover. The automatic chain oiler can be adjusted without tools. The sprocket cover can be easily removed for saw cleaning.

### SAFETY FEATURES:

- Reduced Kickback Bar and Chain
- Two Step Safety Trigger
- Chain Catcher
- Front Handle Shroud
- Rear Handle Guard

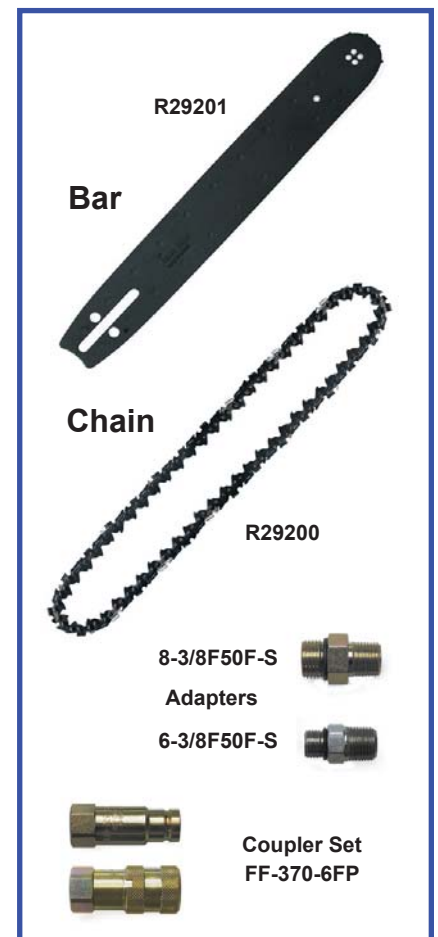
### SPECIFICATIONS:

- Cutting Capacity:** 16 inch
- Weight:** 9.5 lbs. (complete)
- System:** Open or Closed Center
- Flow Range:** 4-8 gpm
- Operating Pressure:** 1,000-2,000 psi
- Pressure Port Thread:** 9/16" -18 SAE O-ring
- Return Port Thread:** 3/4" -16 SAE O-ring
- Chain Size:** 3/8 in. pitch
- Chain Gauge:** .050 in.




At around half the weight of many professional gasoline chain saws the REL-CS16 hydraulic chain saw boasts more power to the pound.

## ACCESSORIES



**CONTACT RELIABLE EQUIPMENT Call: 800-966-3530 Fax: 215-357-9193**



# RELIABLE EQUIPMENT & SERVICE CO., INC.

## LOW PRESSURE HYDRAULIC HOSE SET

Red or Orange non-conductive rubber hose sets designed and tested to meet the electrical conductivity requirements established in the utility market.

These assemblies are more flexible than their plastic alternatives and are built to meet the punishing demands of the electric power utility industry.

**RATED:** 2,250 psi working pressure, Certified, non-conductive. double rayon braid, extreme flexibility (even in cold temperatures).

Tested and marked to have passed a total hazard current test of 75kv for 3 min. with current not exceeding 100 micro amps / foot.



PART (RED)	PART (ORANGE)	PART (RED)	PART (ORANGE)	DESCRIPTION
REL-2250-18-A	REL-2250-O-18-A	REL-2250-18-B	REL-2250-O-18-B	18" Whip Assembly
REL-2250-___-A	REL-2250-O-___-A	REL-2250-___-B	REL-2250-O-___-B	Assembly

Each assembly above followed by an "A" includes two 3/8" I.D. hoses with 3/8" NPTF fittings on each end. Each assembly above followed by a "B" includes two 3/8" I.D. hoses with 3/8" NPTF male fittings on one hose and 1/2" NPTF male fitting on the other hose. Please specify desired length in inches.


### Hose Produced to ISO 9001 certification

Hydraulic hose undergo state-of-the-art manufacturing processes and meet the applied international standards of SAE J517, EN 853, EN 854, EN 855, EN 857, and DIN 20023




## RELIABLE EQUIPMENT & SERVICE CO., INC.

301 IVYLAND ROAD • WARMINSTER, PA 18974  
 Phone: 800-966-3530 • Fax: 215-357-9193  
 Visit us on the web at [www.Reliable-Equip.com](http://www.Reliable-Equip.com)



# RELIABLE EQUIPMENT & SERVICE CO., INC.

301 Ivyland Road Drive • Warminster, PA 18974 • Phone: 800-966-3530 • FAX: 215-357-9193




## BOOM MOUNTED LONG REACH SAW SCABBARD



**Keep tools and your bucket organized, clean and safe.**

Protect workers and equipment from the hazards of working within the limited space of an aerial bucket.



# RELIABLE EQUIPMENT & SERVICE CO., INC.



## REPAIR & TESTING SERVICES

We at Reliable Equipment pride ourselves on the quality and variety of services available from our location in Warminster, PA. We would like to take this opportunity to inform our new customers of our testing and repair capabilities, as well as to remind you of our 45 year history as a service provider to the Power Utility, D.O.T. and Construction Industries

Each of our technicians have been Factory Certified by a variety of major manufacturers, and are able to fix virtually any tool within the Power Utility Industry.

High and low pressure hydraulic tools, air tools, electric tools, hoists, safety equipment, and hand tools all require regular testing and maintenance to insure operator safety, reduce costly downtime, and prevent major repairs.

Upon receipt of a tool we will perform a thorough inspection, and testing to verify that OEM standards are met.

Repair estimates are provided quickly, and free of charge. Upon approval, the repairs will be expedited, taking advantage of our extensive stock of manufacturer specified replacement parts. Finally the tool will then be repainted and retested before being returned to the customer.

For additional information related to a specific tool type, please contact your local Reliable representative, or contact the Repair Department direct at 800-966-3530.

