

# RELIABLE EQUIPMENT & SERVICE CO., INC.



Manufactured to meet or exceed ASME B30.21.



## REL-1500H REL-3000H

### MANUALLY LEVER OPERATED ROLLER CHAIN HOIST

Hoists from **RELIABLE EQUIPMENT** promise to provide years of service, under the rigorous conditions demanded by the Power Utility & Construction Industry.

The durable, malleable iron external frame and lever assemblies house internal components constructed and tested to provide smooth and safe operation.

#### FEATURES:

The lever action can be reversed simply by releasing the safety pin and rotating handle for inverted applications.

Safety hooks rotate 360° and feature spring latches to simplify a secure connection at the support and the load.

The thumb latch releases chain for fast easy connection to the load.

Slack may be quickly removed by pulling on the free end of the chain.

Redundant safety measures prevent handle rotation or chain release under load if the operator were to lose control.

The **REL-1500H** has been manufactured to handle a 3/4 ton load with ease.

The **REL-3000H** utilizes a multiple chain configuration to offer a 1-1/2 ton capacity.

The chain lug hook may be detached to provide a longer lift capacity and faster operation in 3/4 ton applications.

Model	REL-1500H	REL-3000H
Capacity:	1,500 lbs.	3,000 lbs.
Travel:	56.5 inches	57 inches
Headroom:	13 inches	15 inches
Handle:	18.75 inches	18.75 inches
Stroke:	27 inches	27 inches
Weight:	18 lbs.	22 lbs.



## RELIABLE EQUIPMENT & SERVICE CO., INC.

301 Ivyland Road • Warminster, PA 18974  
Phone: 800-966-3530 • Fax: 215-357-9193  
Visit us on the web at [www.Reliable-Equip.com](http://www.Reliable-Equip.com)

# REL-6000H

## MANUALLY LEVER OPERATED ROLLER CHAIN HOIST

This 3 ton hoist from **RELIABLE** promise to provide years of service, under the rigorous conditions demanded by the Power Utility & Construction Industry.

The durable, malleable iron external frame and lever assemblies house internal components constructed and tested to provide smooth and safe operation.

### FEATURES:

The lever action can be reversed by releasing the safety pin and rotating handle for inverted applications.

Safety hooks rotate 360° and feature spring latches to simplify a secure connection at the support and the load.

Thumb latch releases chain for easy connection.


Slack may be quickly removed by pulling on the free end of the chain.

Redundant safety measures prevent handle rotation or chain release under load if the operator were to lose control.

The **REL-6000H** utilizes a multiple chain configuration to offer a 3 ton capacity.



301 Ivyland Road • Warminster, PA 18974  
Phone: 800-966-3530 • Fax: 215-357-9193  
Visit us on the web at [www.Reliable-Equip.com](http://www.Reliable-Equip.com)




Consult your **RELIABLE** representative for additional information about factory authorized testing, repair and recertification services.



Manufactured to meet or exceed  
**ASME B30.21.**

Model	REL-6000H
Capacity:	6,000 lbs.
Travel:	57 inches
Headroom:	17-1/2 inches
Handle:	27-5/8 inches
Stroke:	42 inches
Weight:	34 lbs.



# RELIABLE EQUIPMENT & SERVICE CO., INC.

## SPECIFICATIONS

Model	REL-12000H
Capacity:	12,000 lbs.
Travel:	62 inches
Headroom:	17 1/2 inches
Handle:	34 inches
Stroke:	52 inches
Weight:	68 lbs.

Manufactured  
to meet or exceed  
ASME B30.21.



## REL-12000H

### MANUALLY LEVER OPERATED 6 TON ROLLER CHAIN HOIST

The **REL-12000H** 6 ton hoist from **RELIABLE** promises to provide years of service, under the rigorous conditions demanded by the Power Utility & Construction Industry.

The durable, malleable iron external frame and lever assemblies house internal components constructed and tested to provide smooth and safe operation.

#### FEATURES:

The lever action can be reversed simply by releasing the safety pin and rotating handle for inverted applications.

Safety hooks rotate 360° and feature spring latches to simplify a secure connection at the support and the load.

The thumb latch releases chain for fast easy connection to the load.

Slack may be quickly removed by pulling on the free end of the chain.

Redundant safety measures prevent handle rotation or chain release under load if the operator were to lose control.

The **REL-12000H** hoist utilizes a multiple chain configuration to offer a 6 ton capacity.


The chain lug hook may be detached to provide a longer lift capacity and faster operation in 4-1/2 ton applications.



## RELIABLE EQUIPMENT & SERVICE CO., INC.

301 Ivyland Road • Warminster, PA 18974  
Phone: 800-966-3530 • Fax: 215-357-9193  
Visit us on the web at [www.Reliable-Equip.com](http://www.Reliable-Equip.com)





# RELIABLE EQUIPMENT & SERVICE CO., INC.

## SPECIFICATIONS

Model	REL-18000H
Capacity:	18,000 lbs.
Travel:	60 inches
Headroom:	30 inches
Handle:	34 inches
Stroke:	52 inches
Weight:	120 lbs.



Manufactured  
to meet or exceed  
ASME B30.21.

## REL-18000H

### MANUALLY LEVER OPERATED 9 TON ROLLER CHAIN HOIST

The **REL-H Series** hoists from **RELIABLE** promises to provide years of service, under the rigorous conditions demanded by the Power Utility & Construction Industries.

The durable, malleable iron external frame and lever assemblies house internal components constructed and tested to provide smooth and safe operation.

#### FEATURES:

The lever action can be reversed simply by releasing the safety pin and rotating handle for inverted applications.

Safety hooks rotate 360° and feature spring latches to simplify a secure connection at the support and the load.

The thumb latch releases chain for fast easy connection to the load.

Slack may be quickly removed by pulling on the free end of the chain.

Redundant safety measures prevent handle rotation or chain release under load if the operator were to lose control.

The **REL-H Series** hoists utilizes a multiple chain configuration to offer increased capacity.


The chain lug hook may be detached to provide a longer lift capacity and faster operation in 4-1/2 ton applications.



## RELIABLE EQUIPMENT & SERVICE CO., INC.

301 Ivyland Road • Warminster, PA 18974  
Phone: 800-966-3530 • Fax: 215-357-9193  
Visit us on the web at [www.Reliable-Equip.com](http://www.Reliable-Equip.com)





# RELIABLE EQUIPMENT & SERVICE CO., INC.

## SPECIFICATIONS

Model	REL-22000H
Capacity:	22,000 lbs.
Travel:	60 inches
Headroom:	30 inches
Handle:	34 inches
Stroke:	52 inches
Weight:	130 lbs.



Manufactured  
to meet or exceed  
**ASME B30.21.**



## REL-22000H

### MANUALLY LEVER OPERATED 11 TON ROLLER CHAIN HOIST

The **REL-H Series** hoists from **RELIABLE** promises to provide years of service, under the rigorous conditions demanded by the Power Utility & Construction Industries.

The durable, malleable iron external frame and lever assemblies house internal components constructed and tested to provide smooth and safe operation.

#### FEATURES:

The lever action can be reversed simply by releasing the safety pin and rotating handle for inverted applications.

Safety hooks rotate 360° and feature spring latches to simplify a secure connection at the support and the load.

The thumb latch releases chain for fast easy connection to the load.

Slack may be quickly removed by pulling on the free end of the chain.

Redundant safety measures prevent handle rotation or chain release under load if the operator were to lose control.


The **REL-H Series** hoists utilizes a multiple chain configuration to offer increased capacity.

The chain lug hook may be detached to provide a longer lift capacity and faster operation in 4-1/2 ton applications.



301 Ivyland Road • Warminster, PA 18974  
Phone: 800-966-3530 • Fax: 215-357-9193  
Visit us on the web at [www.Reliable-Equip.com](http://www.Reliable-Equip.com)





# RELIABLE EQUIPMENT & SERVICE CO., INC.

## SPECIFICATIONS

Model	REL-26000H
Capacity:	26,000 lbs.
Travel:	60 inches
Headroom:	30 inches
Handle:	34 inches
Stroke:	52 inches
Weight:	140 lbs.



Manufactured  
to meet or exceed  
**ASME B30.21.**



## REL-26000H

### MANUALLY LEVER OPERATED 13 TON ROLLER CHAIN HOIST

The **REL-H Series** hoists from **RELIABLE** promises to provide years of service, under the rigorous conditions demanded by the Power Utility & Construction Industries.

The durable, malleable iron external frame and lever assemblies house internal components constructed and tested to provide smooth and safe operation.

#### FEATURES:

The lever action can be reversed simply by releasing the safety pin and rotating handle for inverted applications.

Safety hooks rotate 360° and feature spring latches to simplify a secure connection at the support and the load.

The thumb latch releases chain for fast easy connection to the load.

Slack may be quickly removed by pulling on the free end of the chain.

Redundant safety measures prevent handle rotation or chain release under load if the operator were to lose control.

The **REL-H Series** hoists utilizes a multiple chain configuration to offer increased capacity.

The chain lug hook may be detached to provide a longer lift capacity and faster operation in 4-1/2 ton applications.



301 Ivyland Road • Warminster, PA 18974  
Phone: 800-966-3530 • Fax: 215-357-9193  
Visit us on the web at [www.Reliable-Equip.com](http://www.Reliable-Equip.com)



# RELIABLE EQUIPMENT & SERVICE CO., INC.

## SPECIFICATIONS

Model	REL-30000H
Capacity:	30,000 lbs.
Travel:	60 inches
Headroom:	30 inches
Handle:	34 inches
Stroke:	52 inches
Weight:	153 lbs.



Manufactured  
to meet or exceed  
ASME B30.21.



## REL-30000H

### MANUALLY LEVER OPERATED 15 TON ROLLER CHAIN HOIST

The **REL-H Series** hoists from **RELIABLE** promises to provide years of service, under the rigorous conditions demanded by the Power Utility & Construction Industries.

The durable, malleable iron external frame and lever assemblies house internal components constructed and tested to provide smooth and safe operation.

#### FEATURES:

The lever action can be reversed simply by releasing the safety pin and rotating handle for inverted applications.

Safety hooks rotate 360° and feature spring latches to simplify a secure connection at the support and the load.

The thumb latch releases chain for fast easy connection to the load.

Slack may be quickly removed by pulling on the free end of the chain.

Redundant safety measures prevent handle rotation or chain release under load if the operator were to lose control.

The **REL-H Series** hoists utilizes a multiple chain configuration to offer increased capacity.

The chain lug hook may be detached to provide a longer lift capacity and faster operation in 4-1/2 ton applications.



301 Ivyland Road • Warminster, PA 18974  
Phone: 800-966-3530 • Fax: 215-357-9193  
Visit us on the web at [www.Reliable-Equip.com](http://www.Reliable-Equip.com)