



RELIABLE EQUIPMENT & SERVICE CO., INC.


REL-5000-WG
5,000 lbs.



PARALLEL JAW TYPE


SPRING LOADED

REL-10000-WG
10,000 lbs.



LARGE HANDLE EYE

REL-12000-WG
12,000 lbs.



ACCEPTS A WIDER RANGE OF CABLE SIZES
THAN SOME COMPARABLE MODELS

REL-WG Series Wire Pulling Grips

The **WG SERIES** spring loaded wire grips offer smooth operation and fast action, for positive installation and removal.

WARNING

DO NOT EXCEED RATED CAPACITY.
Grips are to be used for installation **ONLY**,
NOT for permanent anchorage.

3 SIZES AVAILABLE!

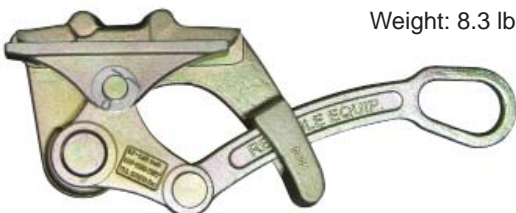
REL-5000-WG
Weight: 3.7 lbs.



REL-10000-WG
Weight: 7.0 lbs.



REL-12000-WG
Weight: 8.3 lbs.



REL-5000-WG

Capacity	5,000 lbs.	
Wire Diameter	Min. .18 in.	Max. .6 in.
Gauge	Min. 6 AWG	Max. 4/0 AWG
Handle Eye:	1-1/4 in. X 2 in.	

REL-10000-WG

Capacity	10,000 lbs.	
Wire Diameter	Min. .30 in.	Max. .8 in.
Gauge	Min. 1 AWG	Max. 450 MCM
Handle Eye:	1-3/8 in. X 2-1/4 in.	

REL-12000-WG

Capacity	12,000 lbs.	
Wire Size	Min. .70 in.	Max. 1.25 in.
Gauge	Min. 397 MCM	Max. 1130 MCM
Handle Eye:	1-3/8 in. X 2-3/8 in.	

RELIABLE EQUIPMENT & SERVICE CO., INC.

301 Ivyland Road • Warminster, PA 18974
Phone: 800-966-3530 • Fax: 215-357-9193
Visit us on the web at www.Reliable-Equip.com